


The Castle That Kai Built origami

©2019 Tammy Yee www.tammyyee.com Island Heritage Publishing

Kai the mermaid builds a lavish sandcastle under the sea. The castle attracts all kinds of sea life, from clams and jellyfish to fearsome sharks and playful dolphins. One-by-one, each visitor causes a troubling chain of events that leads to disaster for Kai! What will happen to Kai and the castle that Kai built? The Castle That Kai Built is a cumulative tale in which the story repeats and builds as more characters are introduced. Written and illustrated by the award winning Tammy Yee, children will delight in the colorful pictures and silly story that repeats and repeats and makes reading along fun!



The Castle That Kai Built Origami

©2019 Tammy Yee

www.tammyyee.com

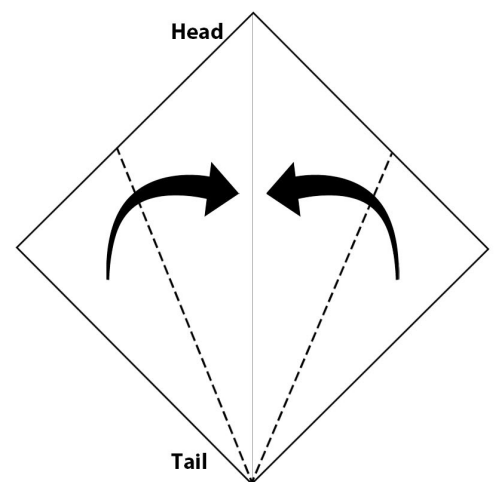
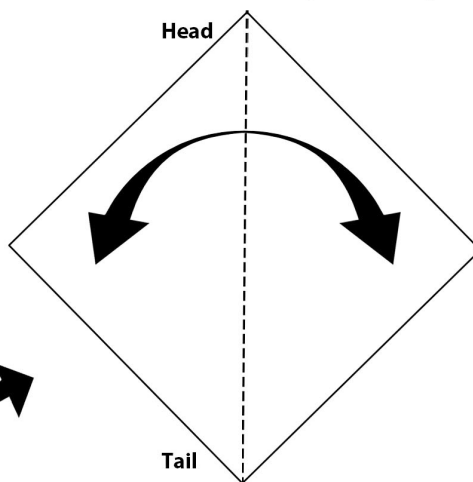
Island Heritage Publishing

Directions

1. Print and cut out origami.
Flip over.

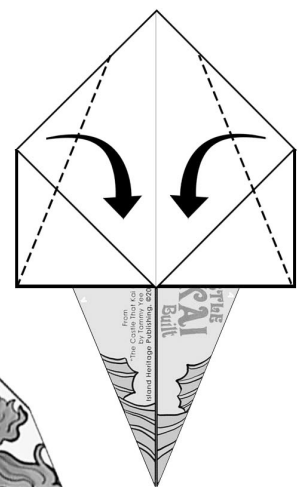
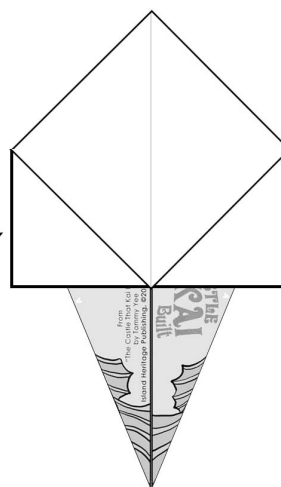
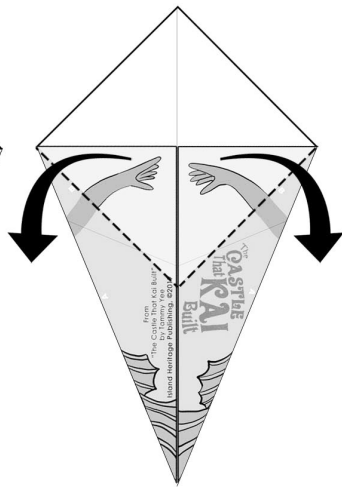
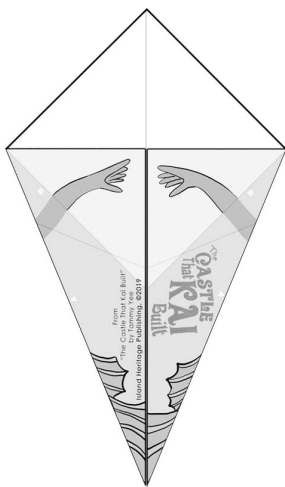
2. With printed side facing down, fold in half to make a crease, and fold open.

3. Fold to meet center line.




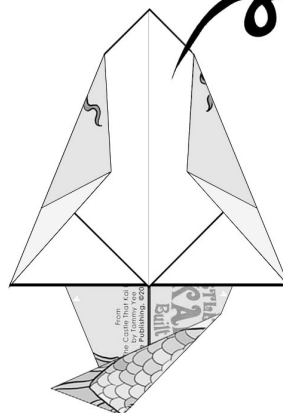
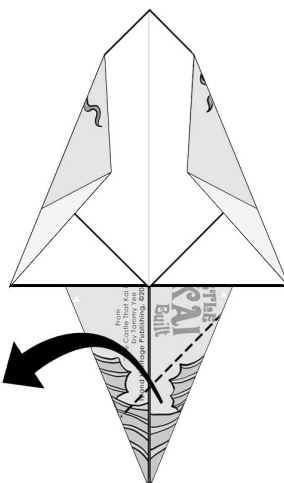
4. Fold hands open along dotted line.

5. Fold in along the dotted line.



6. Fold tail along dotted line.

7. Turn over.



Aloha,
Kai!